

# Tyche Industries Limited



## Introductory sub-table (I)(a)

Name of the Company: TYCHE INDUSTRIES LIMITED			
Scrip Code, Name of the scrip, class of security: 532384, TYCHE, EQUITY			
Quarter ended: 31st December, 2011			
Partly paid-up Shares	No. of Partly paid-up Shares	As a % of total No. of Partly paid-up Shares	As a % of Total no. of Shares of the Company
	0	0.00	0.00
Held by Promoters/Promoters Group	359800	100.00	3.51
Held by Public	359800	100.00	3.51
<b>TOTAL - D</b>			
Outstanding Conv. Securities	No. of Outstanding Securities	As a % of Total no. of O/S Conv. Securities	As a % of Total no. of shares of the Co., assuming full conv.
	0	0.00	0.00
Held by Promoters/Promoters Group	0	0.00	0.00
Held by Public	0	0.00	0.00
<b>TOTAL - E</b>			
Warrants :	No. of Warrants	As a % of Total no. of Warrants	As a % of Total no. of shares of the Co., assuming full conv.
	0	0.00	0.00
Held by Promoters/Promoters Group	0	0.00	0.00
Held by Public	0	0.00	0.00
<b>TOTAL - F</b>			

Total paid-up capital of the company, assuming full conversion of warrants and convertible securities

10250000 Equity Shares of Rs.10/- each




Table (I)(a)

Category code	Category of Shareholder	Number of Shareholders	Total number of shares	Number of shares held in dematerialized form	Total shareholding as a percentage of total number of shares		Shares pledged or otherwise encumbered	
					As a percentage of(A+B) <sup>1</sup>	As a percentage of (A+B+C)	Number of shares	As a % of Total No. of Shares
<b>(A)</b>	<b>Shareholding of Promoter and Promoter Group<sup>2</sup></b>							
<b>1</b>	<b>Indian</b>							
a	Individual Huf	7	2040280	470287	19.91	19.91	0	0.00
b	Central/State Gov	0	0	0	0.00	0.00	0	0.00
c	Bodies Corporates	4	3211324	187057	31.33	31.33	0	0.00
d	Fins / Banks	0	0	0	0.00	0.00	0	0.00
e	Any Other specify	0	0	0	0.00	0.00	0	0.00
	<b>Sub Total(A)(1)</b>	<b>11</b>	<b>5251604</b>	<b>657344</b>	<b>51.24</b>	<b>51.24</b>	<b>0</b>	<b>0.00</b>
<b>2</b>	<b>Foreign</b>							
a	Indv NRI/For Ind	0	0	0	0.00	0.00	0	0.00
b	Bodies Corporate	0	0	0	0.00	0.00	0	0.00
c	Institutions	0	0	0	0.00	0.00	0	0.00
d	Any Other Specify	0	0	0	0.00	0.00	0	0.00
	<b>Sub Total(A)(2)</b>	<b>0</b>	<b>0</b>	<b>0</b>	<b>0.00</b>	<b>0.00</b>	<b>0</b>	<b>0.00</b>
	<b>Total Shareholding of Promoter and Promoter Group Total (A)= (A)(1)+(A)(2)</b>	<b>11</b>	<b>5251604</b>	<b>657344</b>	<b>51.24</b>	<b>51.24</b>	<b>0</b>	<b>0.00</b>
<b>(B)</b>	<b>Public shareholding</b>							
<b>1</b>	<b>Institutions</b>							
a	Mutual Funds	0	0	0	0.00	0.00	0	0.00
b	Fins / Banks	0	0	0	0.00	0.00	0	0.00
c	Central/State Govt	0	0	0	0.00	0.00	0	0.00
d	Venture Cap Fund	0	0	0	0.00	0.00	0	0.00
e	Insurance Comp(s)	0	0	0	0.00	0.00	0	0.00
f	Foreign Ins Invest	0	0	0	0.00	0.00	0	0.00
g	Foreign Ven Cap In	0	0	0	0.00	0.00	0	0.00
h	Any Other -Specify	0	0	0	0.00	0.00	0	0.00
	<b>Sub-Total (B)(1)</b>	<b>0</b>	<b>0</b>	<b>0</b>	<b>0.00</b>	<b>0.00</b>	<b>0</b>	<b>0.00</b>

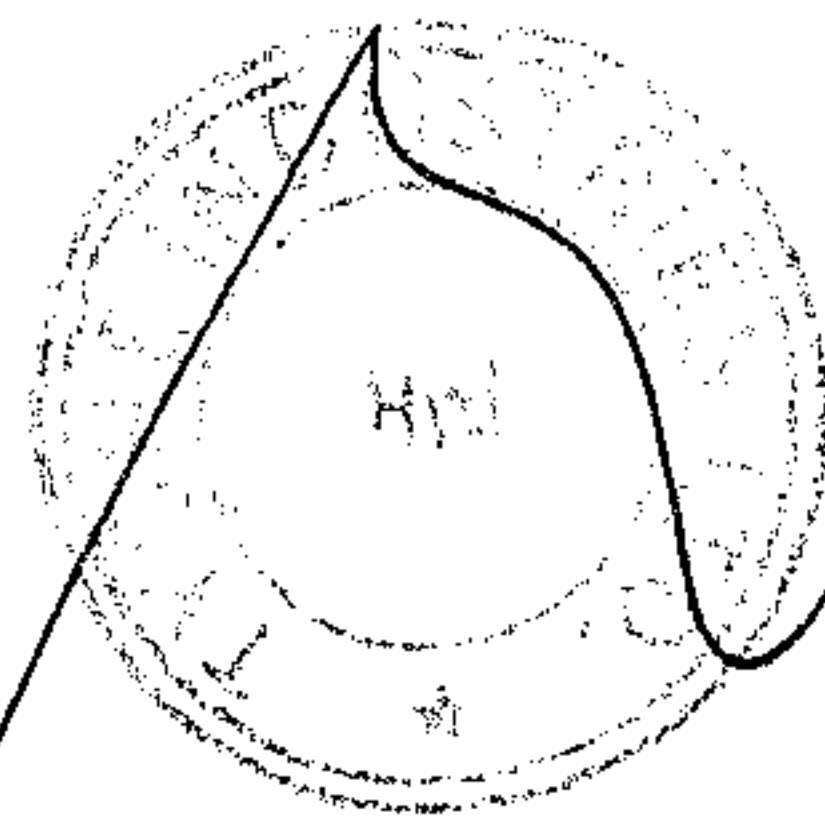



Table (I)(a)

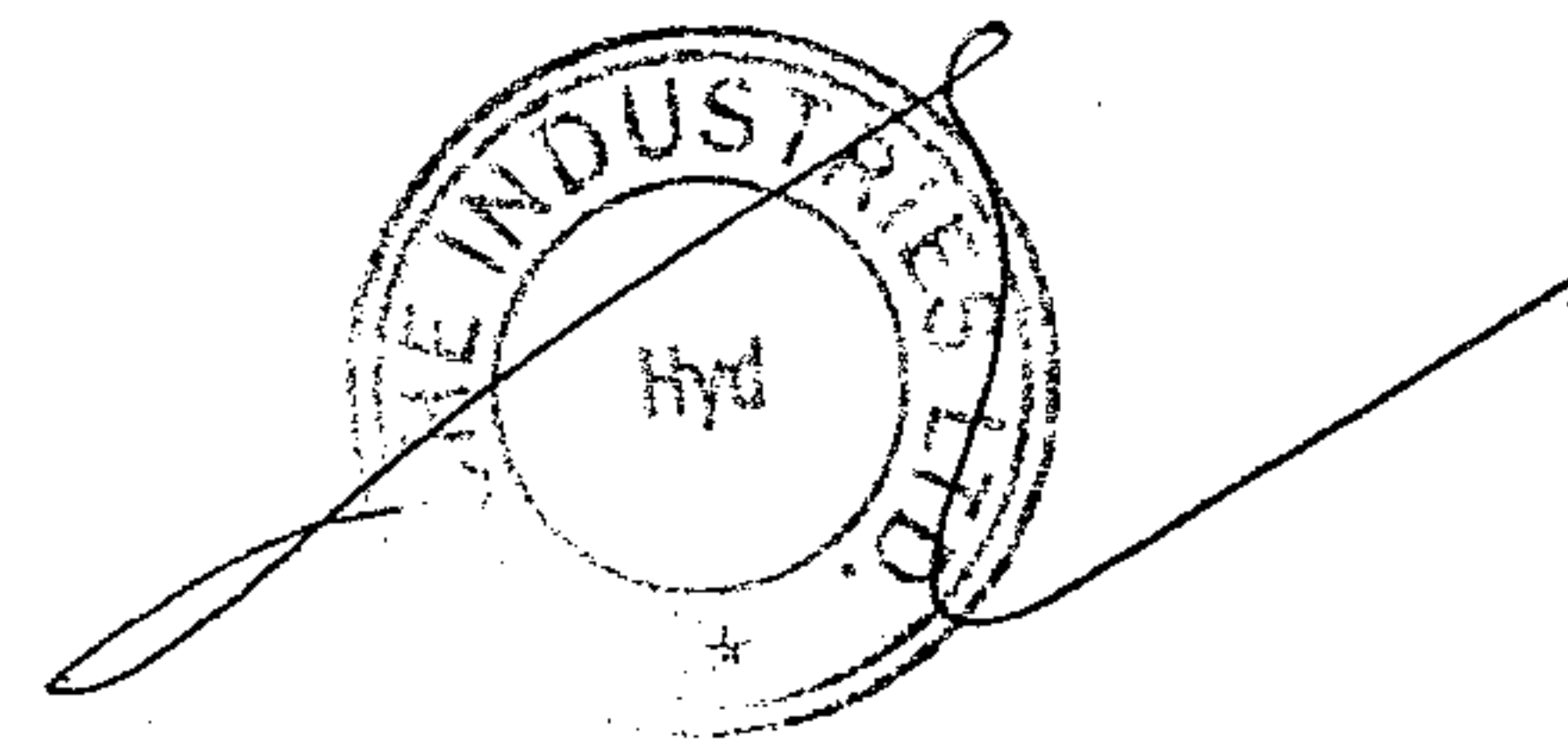
Category code	Category of Shareholder	Number of Shareholders	Total number of shares	Number of shares held in dematerialized form	Total shareholding as a percentage of total number of shares		Shares pledged or otherwise encumbered	
					As a percentage of(A+B) <sup>1</sup>	As a percentage of (A+B+C)	Number of shares	As a % of Total No. of Shares
<b>B 2</b>	<b>Non-institutions</b>							
a	Bodies Corporates	82	1831012	866391	17.86	17.86	0	0.00
b	Individuals							
	i) upto Rs 1-Lac	2149	1577045	1515813	15.39	15.39	1400	0.09
	ii) above Rs1-Lac	49	1555028	1241928	15.17	15.17	0	0.00
c	Any Other -Clr-Mem	0	0	0	0.00	0.00	0	0.00
	-OCB	0	0	0	0.00	0.00	0	0.00
	-NRI	11	20641	20641	0.20	0.20	0	0.00
	CLEARING MEMBER	6	14670	14670	0.14	0.14	0	0.00
	<b>Sub-Total (B)(2)</b>	<b>2297</b>	<b>4998396</b>	<b>3659443</b>	<b>48.76</b>	<b>48.76</b>	<b>1400</b>	<b>0.03</b>
<b>(B)</b>	<b>Total (B)= (B)(1)+(B)(2)</b>	<b>2297</b>	<b>4998396</b>	<b>3659443</b>	<b>48.76</b>	<b>48.76</b>	<b>1400</b>	<b>0.03</b>
	<b>TOTAL (A)+(B)</b>	<b>2308</b>	<b>10250000</b>	<b>4316787</b>	<b>100.00</b>	<b>100.00</b>	<b>1400</b>	<b>0.01</b>
<b>(C)</b>	<b>Held by Custodians against Depository Receipts</b>							
	<b>PROMOTER &amp; PRO GRP</b>	0	0	0	0.00	0.00	0	0.000
	<b>PUBLIC</b>	0	0	0	0.00	0.00	0	0.000
	<b>GRAND TOTAL (A)+(B)+(C)</b>	<b>2308</b>	<b>10250000</b>	<b>4316787</b>	<b>100.00</b>	<b>100.00</b>	<b>1400</b>	<b>0.014</b>

\*\*\* Out of 1,02,50,000 Equity Shares 3,59,800 Equity Shares are partly paid @Rs.5 each



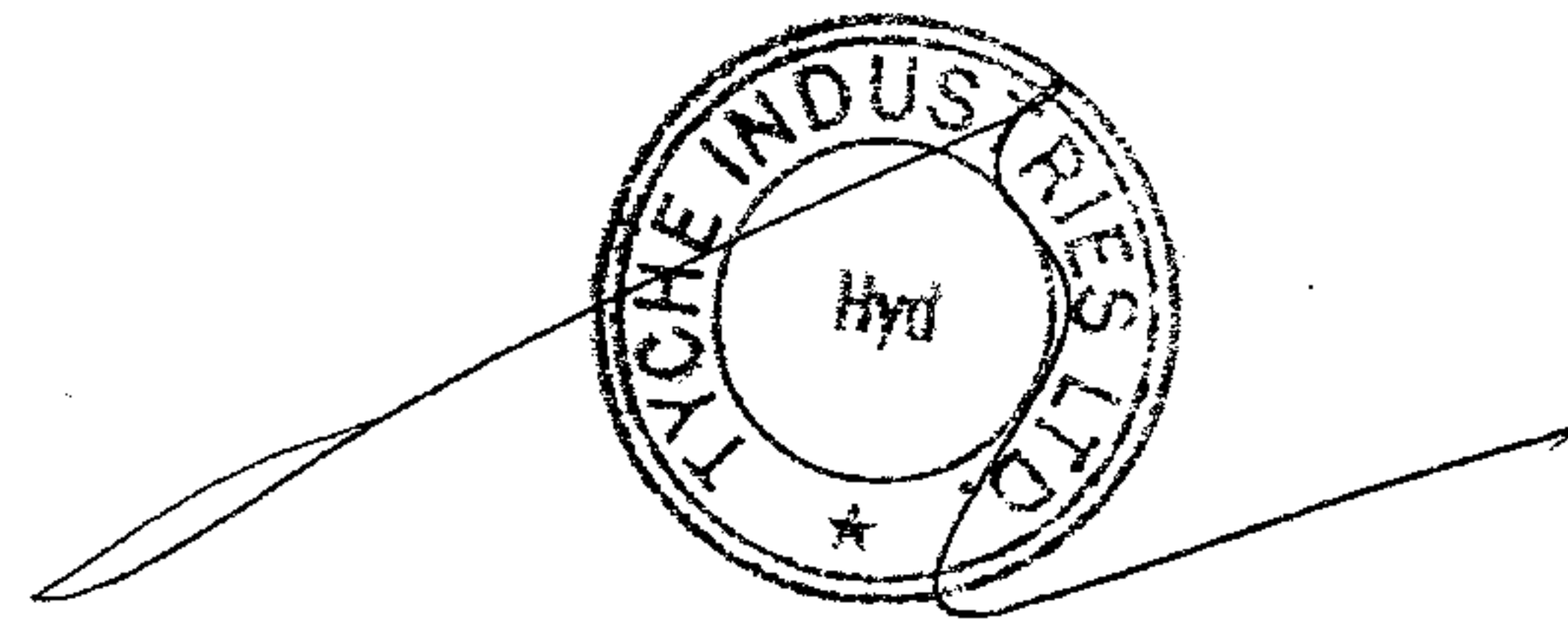
(I)(b) Statement showing holding of securities (including shares, warrants, convertible securities) of persons belonging to the category "Promoter and Promoter Group"

Sr. No.	Name of the shareholder	Details of Shares held		Shares pledged or otherwise encumbered			Details of warrant		Details of convertible securities		Total shares (including underlying shares assuming full conversion of warrant and convertible securities) as a % of diluted share
		Number	As a % of grand total (A)+(B)+( C )	No.	As a percentage	As a % of grand total (A)+(B)+(C) of sub-clause (I)(a )	Number of warrants held	As a % of total No of warrants of the same class	Number of convertible securities held	As a % of total No of convertible securities of the same class	
1	G SANDEEP	766920	7.48	0	0.00	0.00	0	0.00	0	0.00	7.48
2	GOKARAJU GANESH KUMAR	1231100	12.01	0	0.00	0.00	0	0.00	0	0.00	12.01
3	U. SATYA SRINIVAS	40000	0.39	0	0.00	0.00	0	0.00	0	0.00	0.39
4	G VIJAYA KUMARI	1600	0.02	0	0.00	0.00	0	0.00	0	0.00	0.02
5	G RAMA RAJU	280	0.00	0	0.00	0.00	0	0.00	0	0.00	0.00
6	G SUBBA RAJU	280	0.00	0	0.00	0.00	0	0.00	0	0.00	0.00
7	B KASI RAJU	100	0.00	0	0.00	0.00	0	0.00	0	0.00	0.00
8	SILVER OAK TECHNOLOGIES PVT LIMITED	1496917	14.60	0	0.00	0.00	0	0.00	0	0.00	14.60
9	SRI INDRA DISTILLERY LIMITED	1496350	14.60	0	0.00	0.00	0	0.00	0	0.00	14.60
10	SIRI CELLARS PVT LTD	31000	0.30	0	0.00	0.00	0	0.00	0	0.00	0.30
11	INNAG PROJECTS PRIVATE LIMITED	187057	1.82	0	0.00	0.00	0	0.00	0	0.00	1.82
	<b>TOTAL</b>	<b>5251604</b>	<b>51.24</b>	<b>0</b>	<b>0.000</b>	<b>0.000</b>	<b>0</b>	<b>0.00</b>	<b>0</b>	<b>0.00</b>	<b>51.24</b>




(I)(c)(i) Statement showing holding of securities (including shares, warrants, convertible securities) of persons belonging to the category "Public" and holding more than 1% of the total number of shares

Sr. No.	Name of the shareholder	Number of shares held	Shares as a percentage of total number of shares {i.e., Grand Total (A)+(B)+(C) indicated in Statement at para (I)(a) above}	Details of warrants		Details of convertible securities		Total shares (including underlying shares assuming full conversion of warrants and convertible securities) as a % of diluted share capital
				Number of warrants held	As a % total number of warrants of the same class	Number of convertible securities held	% w.r.t total number of convertible securities of the same class	
1	GOKARAJU VENKATA NARASIMHA RAJU	211415	2.06	0	0.00	0	0.00	2.06
2	GOKARAJU SAILAJA	109633	1.07	0	0.00	0	0.00	1.07
3	TYCHE CHEM LIMITED	1533532	14.96	0	0.00	0	0.00	14.96
<b>TOTAL</b>		<b>1854580</b>	<b>18.09</b>	<b>0</b>	<b>0.00</b>	<b>0</b>	<b>0.00</b>	<b>18.09</b>

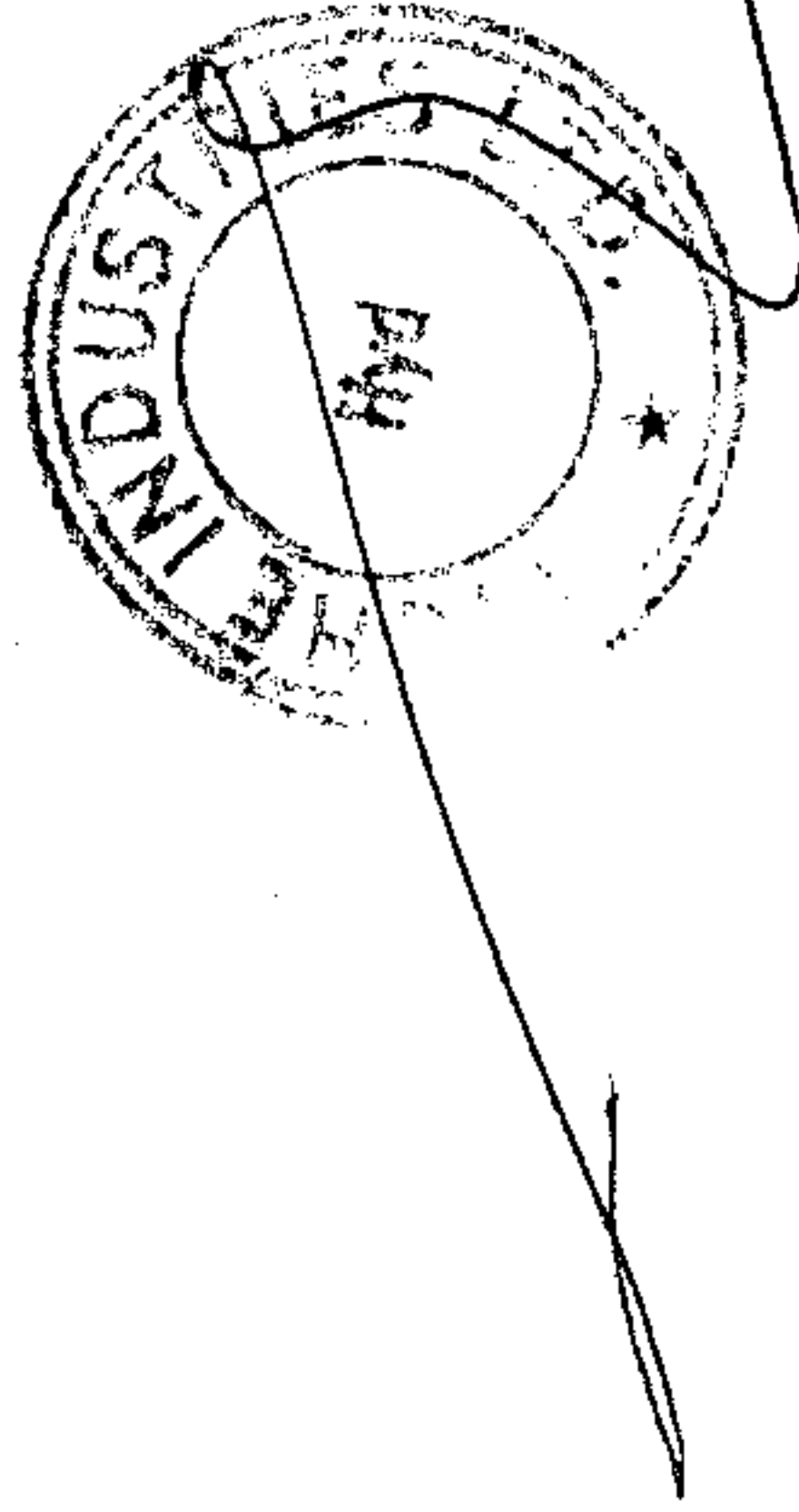


(I)(c)(ii) Statement showing holding of securities (including shares, warrants, convertible securities) of persons (together with PAC) belonging to the category "Public" and holding more than 5% of the total number of shares of the company							
Sr. No.	Name(s) of the shareholder(s) and the Persons Acting in Concert (PAC) with them	Number of shares	Shares as a percentage of total number of shares {i.e., Grand Total (A)+(B)+(C) indicated in Statement at para (I)(a) above}	Details of warrant		Total shares (including underlying shares assuming full conversion of warrant and convertible securities) as a % of diluted share capital	
				Number of warrants held	As a % of total No of warrants of the same class		
				Number of convertible securities held	As a % of total No of convertible securities of the same class		
1	TYCHE CHEM LIMITED	1533532	14.96	0	0.00	0	14.96
<b>TOTAL</b>				<b>0</b>	<b>0.00</b>	<b>0</b>	<b>14.96</b>



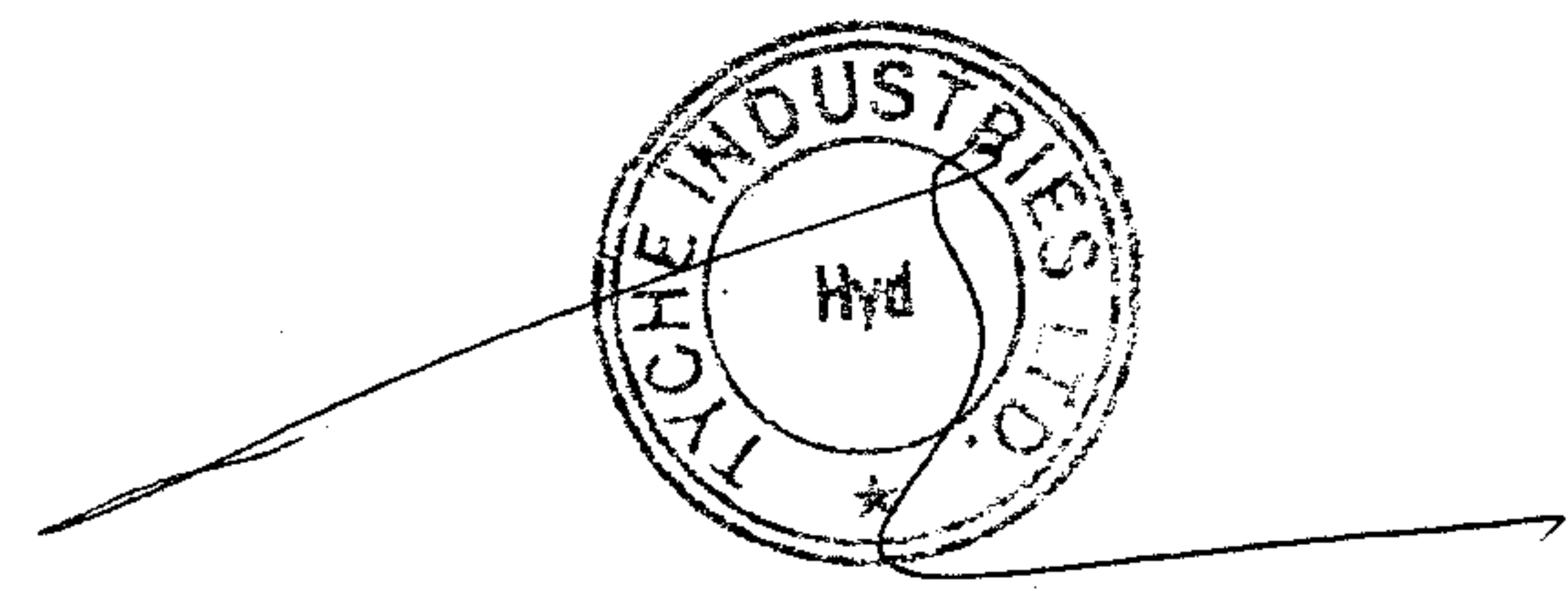
(D)(d) Statement showing details of locked-in shares

Sr. No.	Name of the shareholder	Number of locked-in shares	Locked-in shares as a percentage of total number of shares {i.e., Grand Total (A)+(B)+(C) indicated in Statement at para (I)(a) above}
NIL			
TOTAL			



(II)(a) Statement showing details of Depository Receipts (DRs)

Sr. No.	Type of outstanding DR (ADRs, GDRs, SDRs, etc.)	Number of outstanding DRs	Number of shares underlying outstanding DRs	Shares underlying outstanding DRs as a percentage of total number of shares {i.e., Grand Total (A)+(B)+(C) indicated in Statement at para (I)(a) above}
NIL				
<b>TOTAL</b>				





(II)(b) Statement showing holding of Depository Receipts (DRs), where underlying shares held by "promoter/promoter group" are in excess of 1% of the total number of shares

Sr. No.	Name of the DR Holder	Type of outstanding DR (ADRs, GDRs, SDRs, etc.)	Number of shares underlying outstanding DRs	Shares underlying outstanding DRs as a percentage of total number of shares {i.e., Grand Total (A)+(B)+(C) indicated in Statement at para (D)(a) above}
<b>TOTAL</b>	NIL			

